

Unit 1: What's my story?

Name: _____

Date Given: __/__/__

Due Date: __/__/__



Essential Understandings:

- Understand and appreciate the importance of Hawaiian cultural traditions, language, history, and values
- People are united both by geographical orientation and a shared story
- People work better when they work together

***Task = Any blank that is required to be filled in by the student.
The response must be relevant to receive points.**

Grading

4 (Advanced)	3 (Proficient)	2 (Developing)	1 (Well-Below)	0
Missing 0 to 2 tasks.	Missing 3-5 tasks.	Missing 6-10 tasks.	Missing 11 or more tasks.	Not turned in/ turned in blank

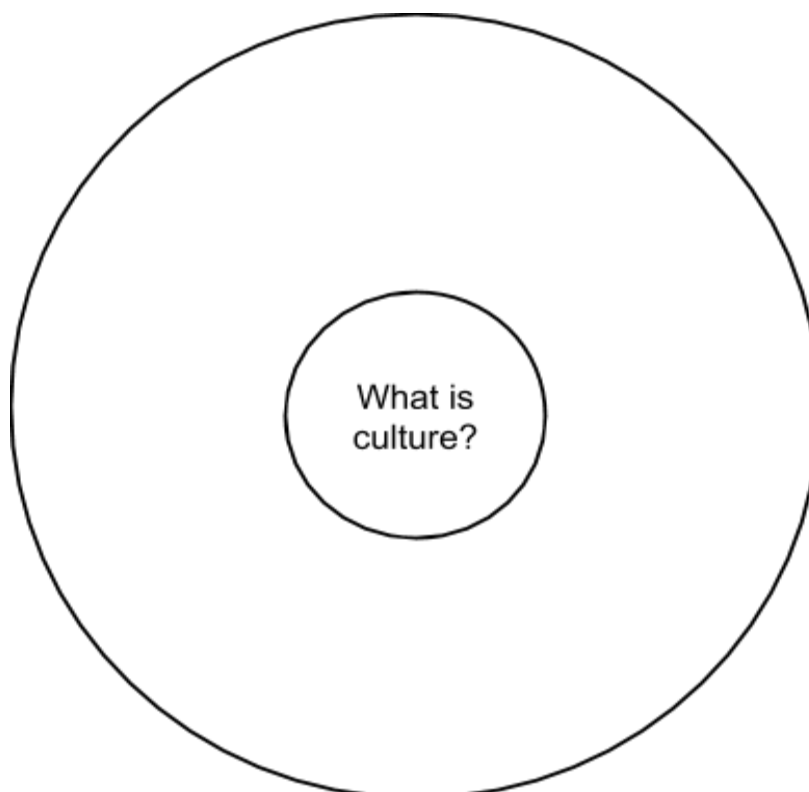
Day 1: Identity - What's my story?

Name:	Date:
I can share family cultural practices, traditions and events. I can examine similarities and differences between cultures.	

Do Now: Who are the people in your family? What are some things you like to do as a family?

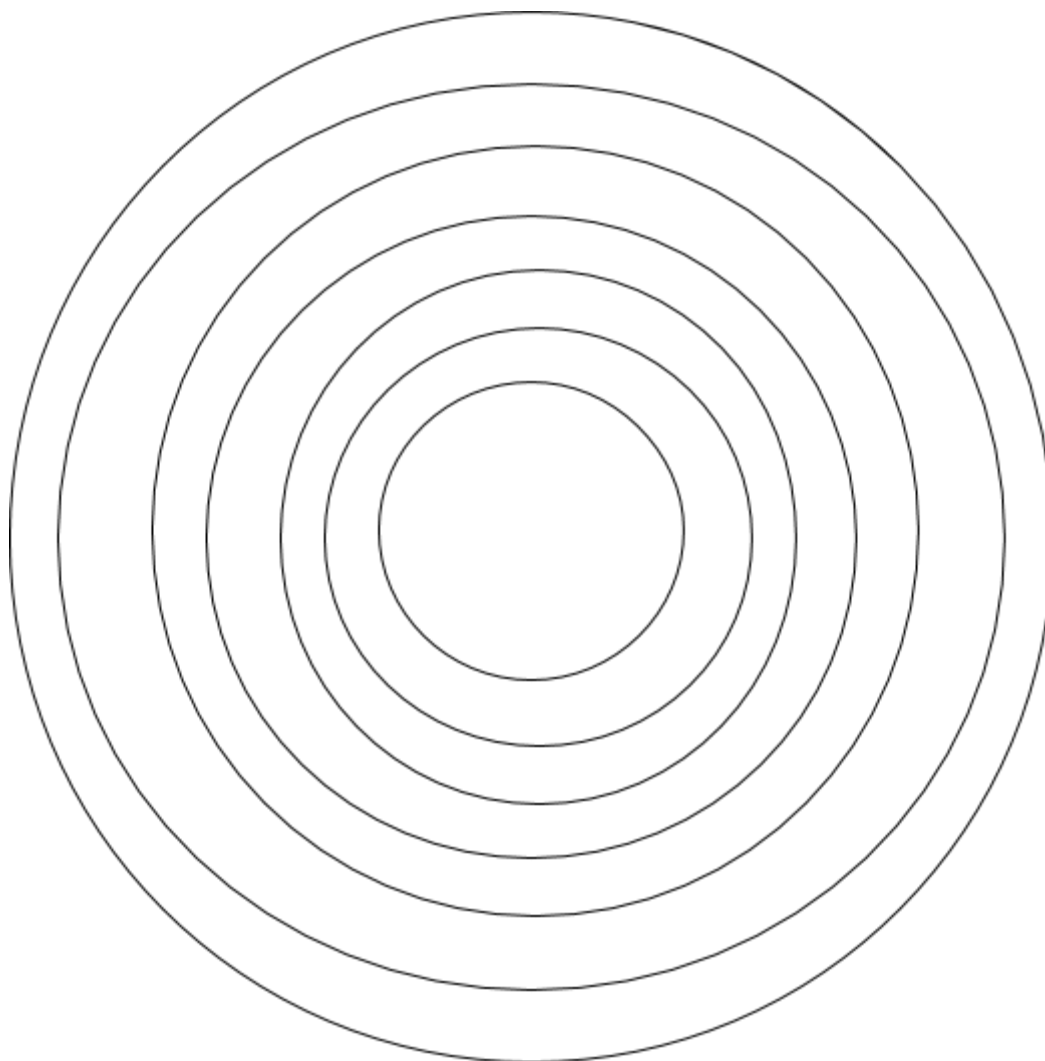
Define: In the circle map, brainstorm ideas, examples, nouns, adjectives to define CULTURE.
--

In the Frame of Reference, list your sources. How did you learn about your culture and other people's cultures?



7 Circles:

- Write your name in the center circle.
- In the smaller circles, write the names of seven groups with which you identify
- (examples: nationality/ethnicity, religious affiliation, political stance, geographic ties, family role, etc).



Quick Draw and Write: What animal or force in nature symbolizes your family? Describe in detail.

Exit Ticket: Self-Directed Learner GLO#1 I can be responsible for my own learning.

On this assignment, I think my score is a _____. (5, 4, 3, 2, 1) because

What do you hope to learn in Social Studies this year?

Day 2: Identity - What's my story?

Learning Targets:

- I can share family cultural practices, traditions and events.
- I can examine similarities and differences between cultures.

Do Now: Create a family symbol that represents who you are. Then, describe in complete sentences the significance of this image.

Advice and Teachings

1. You will read and examine two Hawaiian proverbs
2. Discuss and decide the meaning of these expressions
3. Draw a picture that illustrates their meanings

Proverb #1 Kupuna

Mai nā kupuna mai –knowledge comes from your ancestors

Proverb #2 Makua

Mai kapae i ke a`o o ka makua, aia he ola ma laila... Do not set aside the teachings of one's parents for there is life there.

Proverb #3 Create or share your own proverb

Small groups:

On anchor chart paper:

1. Come up with a proverb as a group
2. Collaborate to draw a symbol for the proverb
3. Be ready to explain your proverb and symbol to the class!

Exit Ticket: Kuleana Iholā GLO#1 I can be responsible for my own learning.

On this assignment, I think my score is a _____. (5, 4, 3, 2, 1) because





What is a question you have about the concept of culture/identity? Be prepared to share your question next class.

Day 3: Identity - What's my story?

Learning Targets:

I can share family cultural practices, traditions and events.
I can examine similarities and differences between cultures.

Do Now: What was your question from yesterday? What do you wonder about the concept of culture or identity?

Text Symbols for Annotations	
----- 1 ----- 2 ----- 3	Number the paragraphs
	Circle unfamiliar vocabulary and use context clues to define
<u>Underline</u> Highlight 	Underline or highlight main ideas and important details
	Write the questions or confusions you have
	Write the connections from reading to anything else

Read and Record the GIST	
<u>The Punahele (Favorite)</u> <i>Excerpt from <u>Nana I Ke Kumu</u></i> <i>By Pukui, Haertig and Lee</i>	GIST
<p>“Before Hawai’i had a written language much of its history was kept through chants handed down from generation to generation. Children, usually the eldest child, were chosen to keep their family’s genealogy. They would be exposed to the rhythmic sounds of the chanting by his kupuna (grandparents), of their formal prayers and ancestral stories. By hearing the chanting of his or her kupuna, children learned to find hidden meanings in the words being spoken.”</p> <p>“In ancient Hawaii, it was important for a person to know his/her genealogy chant. People often traveled between ahupua’a (areas) and if by accident they ended up in an area where he or she were not known, being able to recite their genealogy chant could save their life.”</p> <p>“Chants were a way the Hawaiian people kept their creation legends, their songs for hula, their family stories and history, and especially their genealogy. The “Kumulipo” is a creation chant which many Hawaiians believe is also the genealogy of the Hawaiian people. It talks of the creation of all creatures, plants, gods and man, beginning from the darkness and into the light.</p>	

<u>Kumulipo</u>	English Translation	Connections - jot down your ideas and thoughts
O ke au i kahuli wela ka honua	At the time that turned the heat of the earth	
O ke au i kahuli lole ka lani	At the time when the heavens turned and changed	
O ke au i kukaiaka ka la	At the time when the light of the sun was subdued	
E hoomalamalama i ka malama	To cause light to break forth	

O ke au o Makalii i ka po	At the time of night of Makali'i	
O ka walewale hookumu honua ia	Then began the slime which established the earth	
O ke kumu o ka lipo, i lipo ai	The source of deepest darkness	
O ke kumu o ka po, i po ai	The source of night	
O ka lipolipo, o ka lipolipo	Of the depth of darkness, of depth of darkness	
O ka lipo o ka la, o ka lipo o ka po	Of the darkness of the sun, in the depth of the night	
Po wale hoi	It was night	
Hanau ka po	So was night born	
Hanau Kumulipo i ka po, he kane	Kumulipo was born in the night, a male	
Hanau Poele i ka po, he wahine	Poele was born, a female	

Quick Write: What's your story?

You will have ten minutes to just free write about YOURSELF. This is your time just write about where you come from, about who you are, or any topic that helps describe you.
